



DOORCO



we are the manufacturer

Welcome to DoorCo Limited



A Global Company

We are the exclusive European distributor of the DoorCo Composite Door brand, which is manufactured in one of the world's most advanced door factories in Korea. Over the last decade, more than 1,000,000 composite doors have been supplied by us worldwide. It is this manufacturing scale which enables us to keep our prices competitive and for the homeowner to be assured that they are buying a product with a global pedigree.

UK Craftsmanship

The DoorCo composite door is carefully finished in the UK to exacting standards as every door is uniquely altered to suit the individual requirements of the homeowner.

We offer a range of 16 door styles and many decorative glass options, combined with a selection of colour finishes offering literally thousands of combinations.

Our Door

Our Composite Door is a combination of traditional looks and advanced manufacturing techniques. Although looking like a traditional timber door, our composite doors are manufactured using grained GRP skins with a composite core that will stand the test of time, reduce your energy bills and continue to look stunning for years to come.

Looks that count

Your front door is the entrance to your home and says so much about you - so why compromise. The high-definition embossing of the GRP skins give a real wood-look and the mouldings give the feel of a traditional timber door. As well as the woodgrain effects, we also offer our door in a range of 15 paint finishes to really make your entranceway something special.



Keep the weather out - keep the heat in

Composite doors are much more thermally efficient than either timber or PVC doors and achieve considerably better 'U' values than required by the latest building regulations. They also have multiple seals to ensure that drafts are a thing of the past.

Designed with Security in mind

A massive 67% of burglaries are through a door, so fitting a high security door is essential. All our doors can be fitted with multi-point locking systems and have been tested to the latest security standards. The option of upgrading the glass from toughened to laminated is available if required. Our composite doors have been tested to the rigorous PAS 24 standard.



Long term Performance

Most timber doors will expand and contract with the changing weather and are susceptible to warping and twisting. With our composite door, the internal construction of timber, LVL and composite material combined with a high density polyurethane core is designed for maximum strength that will remain stable whatever the weather.



Virtually maintenance free

Our specially developed GRP skins, combined with an industry leading paint finish, will maintain its colour and gloss for many years and there is no need for repainting or staining. Simply wipe down the door and it will continue to look as good as new.

composite door styles

We offer our doors in a variety of glazing configurations, so whether you are looking for high levels of light, a more private environment or you want to replicate an existing door, we have the style you need. Sidelights and toplights can also be used in combination with the doors illustrated and some can be used for French Door applications.



carnoustie p8



birkdale p10



penina p12



portrush p14



riviera p16



muirfield p18



troon p20



lytham p22



turnberry p24



gleneagles p26



st andrews p28



sunningdale p30



belfry p32



seminole p34



augusta p36



monza p38



inox p40-43

composite door colour options

Our doors are available in a range of standard colour and woodgrain finishes, but with our state of the art paint plant, we can now provide a wide range of specialist colours and a colour matching service.


standard colours




white



black




blue



red



green



rosewood



oak


premium colours




chartwell



olive grove




cotswold



nimbus



wedgewood




shadow




slate




military grey




regency




anthracite




citrine




sunshine




florida




bolero




diablo




mulberry



very berry




azure




california




french blue




twilight



victory blue



stormy seas



emerald

With our high performance paint technology, we can provide a wider palette of door colours including options for customers looking to match PVC-u colour foiled frames.



bespoke colours

Our mixing system allows a choice of colour options from the popular RAL colour range.


Door colours shown in this brochure should be used for guidance only, as the limitations in photographic and printing processes may mean that colours of products vary from those illustrated.

thermally efficient glass decoration with added performance

Modern Composite doors are a combination of great looks and high performance, with strength, low maintenance and probably, most important of all, superb energy efficiency.

As energy costs continue to rise, choosing a door that keeps in the heat and keeps out the cold is now more important than ever - and composite doors are the most energy efficient on the market today. The performance of the door is achieved by a combination of the latest technologies which include the glass elements.

The decorative glass designs in this catalogue combine great aesthetics with high performance, by using Pilkington low-e glass combined with argon gas in the cavity to reduce the amount of heat loss through the glazed area. All our units are also sealed using warm edge spacer technologies to reduce the heat transfer at the edges of the glass.



glazing styles

brass/zinc art



Stunning visual effect with multiple glass textures and bevels

All units are triple glazed for easy cleaning and extra security

It is not possible to produce matching sidelights or toplights

Changes to the glass types used or came colours is not possible

crystal art



Encapsulated inside a double glazed unit for easy cleaning

Stunning bevel effects which beautifully refract light

High levels of privacy with textured glass effects and prismatic bevel effects

It is not possible to produce matching sidelights or toplights

fusion/etch art



Contemporary glass designs using fused glass or clear bevel elements

Dual Glazed construction so you can touch the glass elements

Colour changes available to match or complement the door colour

It is not possible to produce matching sidelights or toplights

resin art



Fine lines and hand-painting allow for very intricate designs

Dual glazed construction so you can touch the glass elements

It is possible to produce matching sidelights or toplights

Large range of textured backing glass is available for added privacy

overlay art



Dual glazed construction so you can touch the glass elements

Colour changes available to match or complement the door colour

It is possible to produce matching sidelights or toplights

Large range of textured backing glass is available for added privacy

THE
carnoustie
COMPOSITE DOOR



8

standard
door colour
options



white



black



blue



green



red



golden oak



rosewood

decorative glass options



classic zinc art glass



elegance zinc art glass



flair zinc art glass




simplicity zinc/brass art glass

decorative glass options



reflections zinc art glass



murano fusion art glass



dorchester zinc art glass



diamonds overlay art glass



THE
birkdale
COMPOSITE DOOR



white

black

blue

green

red

golden oak

rosewood

standard
door colour
options



classic zinc art glass



elegance zinc art glass



flair zinc art glass



simplicity zinc art glass



thorncliffe zinc art glass



murano fusion art glass



fleur resin art glass



diamonds overlay art glass



THE
penina
COMPOSITE DOOR



white

black

blue

green

red

golden oak

rosewood

standard
door colour
options

decorative glass options



classic zinc art glass



thorncliffe zinc art glass



flair zinc art glass



symphony fusion art glass

decorative glass options



murano fusion art glass



roma etch art glass



fleur resin art glass



diamonds overlay art glass



THE
portrush
COMPOSITE DOOR



white

black

blue

green

red

golden oak


rosewood

standard
door colour
options

decorative glass options



classic zinc art glass



elegance zinc art glass



simplicity zinc/brass art glass



reflections zinc art glass

decorative glass options



dorchester zinc art glass



murano fusion art glass



roma etch art glass



sunburst clear glass

THE
riviera
COMPOSITE DOOR



16

standard
door colour
options



white



black



blue



green



red



golden oak



rosewood



classic zinc art glass



elegance zinc art glass



simplicity zinc/brass art glass




dorchester zinc art glass



reflections zinc art glass



murano fusion art glass



roma etch art glass



sunburst clear glass



THE
muirfield
COMPOSITE DOOR



18

standard
door colour
options



white



black



blue



green



red



golden oak



rosewood



classic zinc art glass



elegance zinc art glass



simplicity zinc/brass art glass



dorchester zinc art glass



murano fusion art glass



roma etch art glass



fleur resin art glass



diamonds overlay art glass



THE
troon
COMPOSITE DOOR



white

black

blue

green

red

golden oak

rosewood

standard
door colour
options



classic zinc art glass



premium
colour
anthracite

elegance zinc art glass



flair zinc art glass



Zinc
option also
available

simplicity zinc/brass art glass



premium
colour
cobswood

Shown
with Blue
border option
See P44

dorchester zinc art glass



Shown
with Black
tile option
See P44

murano fusion art glass



premium
colour
very berry

roma etch art glass



Shown
with Green
colour option
See P44

diamonds overlay art glass

THE
lytham
COMPOSITE DOOR



white

black

blue

green

red

golden oak

rosewood

standard
door colour
options

decorative glass options



elegance zinc art glass



simplicity zinc art glass



thorncliffe zinc art glass



reflections zinc art glass

back door options



prairie zinc art glass



murano fusion art glass



gridlite etch glass



french crystal art glass

THE
turnberry
COMPOSITE DOOR



white

black

blue

green

red


golden oak

rosewood


standard
door colour
options



elegance zinc art glass



simplicity zinc art glass



thorncliffe zinc art glass




prairie zinc art glass



french crystal art glass



murano fusion art glass



fleur resin art glass



gridlite etch glass



THE
gleneagles
COMPOSITE DOOR



white

black

blue

green

red

golden oak


rosewood

door colour
options

decorative glass options

**reflections** zinc art glass**simplicity** zinc/brass art glass**prairie** zinc art glass**murano** fusion art glass

THE
st andrews
COMPOSITE DOOR



28

door colour
options



white



grey



black



blue



green



red



golden oak



rosewood



simplicity zinc/brass art glass



dorchester zinc art glass



reflections zinc art glass



numbers overlay art glass

THE
sunningdale
COMPOSITE DOOR



white

black

blue

green

red

golden oak

rosewood

standard
door colour
options



classic zinc art glass



diamond cut zinc art glass



simplicity brass/zinc art glass



roma etch art glass

door slab options



flush



cottage



farmhouse



THE
belfry
COMPOSITE DOOR



white

black

blue

green

red

golden oak

rosewood

standard
door colour
options

decorative glass options



simplicity zinc art glass



murano fusion art glass



encanto fusion art glass



bullseye

door slab
options



flush




cottage



farmhouse

THE
seminole
COMPOSITE DOOR



standard
door colour
options



white



black



blue



green

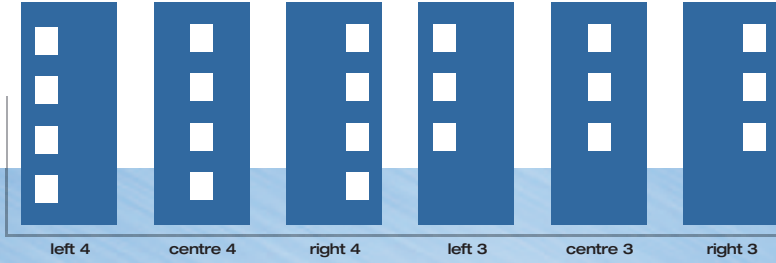


red

door slab options



glazing position* options



simplicity zinc/brass art glass



prairie zinc art glass



roma etch art glass



murano fusion art glass



THE
augusta
COMPOSITE DOOR



standard
door colour
options



white



black



blue



green



red

decorative glass options



reflections zinc art glass



diamond cut zinc art glass




simplicity zinc art glass



murano fusion art glass

door slab options

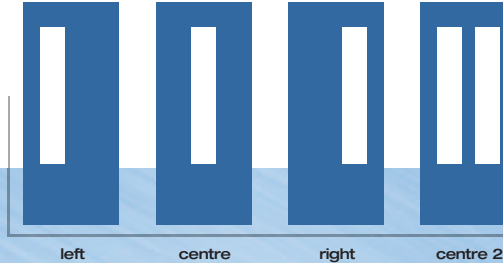


flush

cottage

farmhouse

glazing position* options



left

centre

right

centre 2

cylinder and *glazing positions for illustration purposes only

the augusta



THE
monza
COMPOSITE DOOR





premium
colour
anthracite

linear etch art glass



premium
colour
slate


symphony fusion art glass



premium
colour
very berry

Shown
with Purple
tile option
See P44

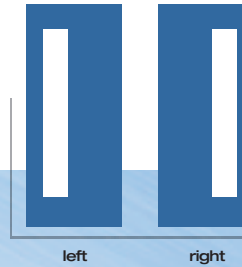
tahoe etch art glass



premium
colour
twilight

matrix zinc art glass

glazing position*
options



left

right

THE
inox
COMPOSITE DOOR



40

standard
door colour
options



white



black



blue



green



red

decorative glass options



nice encanto glass



nice scirocco glass



munich murano glass



munich eiger glass



lyon roma grey glass



lyon tacoma glass

decorative glass options



bern tahoe glass



bern murano glass



berlin venetia glass



berlin tahoe glass



prague roma grey glass



prague lucero glass



THE
inox
COMPOSITE DOOR



standard
door colour
options



white



black



blue



green



red

decorative glass options



paris equinox glass



biarritz tacoma glass



barcelona cielo glass



barcelona quartz glass

inox are only available with flush door skin | cylinder and *glazing positions for illustration purposes only

coloured and textured glass options

cielo



blue




green



copper



purple



black

diamonds



blue



green



grey




red



bevel


dorchester



blue



green



amber

encanto



blue



green



copper



purple



white

french



sapphire



emerald



ruby




onyx

French colour options only
available in turnberry doorstyle


lucero



blue




green



copper



purple



grey

murano



blue



green



red



purple



black

scirocco



blue

tahoe



blue

thorncliffe



blue

venetia



blue



green



green




green



green



copper



red



red



red



purple



purple



grey



purple



black



black



bevel



black

textured glass

With our Diamonds, Fleur and Sunburst designs, we recommend that a textured backing glass is used to add an extra level of privacy. You can also specify any of these textured backing glasses for use with our sidelight and toplight frames.

standard patterns



cathedral



cotswold



pinpoint


pilkington glass patterns




contora



digital



flemish



minster



oak



stippolyte

sidepanel and toplight options



With our Composite Door, we offer a wide range of options for creating sidepanel and toplight options that will complement your door.



toplight with glue-chip glass



double composite sidepanels



full glaze sidepanel

midrail sidepanel

DoorCo 44mm Door

- Grained GRP SMC skins are available in a wide variety of styles and colours including wood stains
- Stiles and Rails are manufactured from a water-resistant polymer
- LVL is used as the main internal reinforcement
- Skins and sub frame are bonded with an Urethane Adhesive Resin
- The door is filled with CFC-Free Polyurethane Foam density 44.5 – 45.5kg/m³
- Ozone Destruction index is 0
- Global Warming Index is 0.01
- Superior heat and sound insulation
- Complimentary choice of grained snap fit or deglazeable cassettes
- Centre Pane Value of 0.44
- Doors have exceeded the requirements of PAS24
- Q-Marked with full manufacturing traceability

Glass

All the double and triple glazed units used in our doors are manufactured to the highest standard and come with internationally recognised accreditations for performance, strength and thermal efficiency.

High Performance Units

All units are made with toughened glass to comply with EN12150, the International standard for safety glass. All units are manufactured to the EN1279 standard for quality of seal and life expectancy and come with a manufacturer's backed warranty of 10 years.

Thermally Efficient

All the glass in our range comes with Energy Plus as standard. They are manufactured using Pilkington K low emissivity glass and the airspace is filled with Argon gas to give industry leading thermal efficiency. In addition we only use warm edge spacer systems with Superspacer and DecoSeal.

Security Option

All our glazing options can be supplied with a Security Plus upgrade where the outer pane of toughened glass is replaced with breakthrough resistant laminated glass.

Care and Maintenance Instructions

Your composite door can be cleaned simply and effectively as follows:

- Use a damp cloth with warm soapy water and dry with a soft cloth
- For glass and hardware cleaning and maintenance please refer to your installers guidelines

Never use the following on your door:

- Abrasive cloths or cleaners
- Pressure washers
- Bleach, varnish removers, white spirits or any similar product
- Excessive rubbing or over cleaning

DOORCO

DoorCo Limited

Unit 8 | Mottram Way

Macclesfield | Cheshire | SK10 2DH

Telephone 01625 428 955

Fax 01625 669 235

Email info@door-co.com

www.door-co.com

